





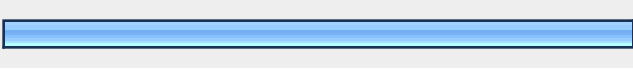




OETQ Student Survey 6- 12 Pre 2010 DDI H/VI H






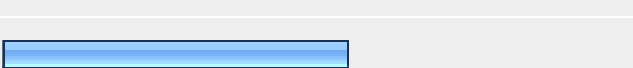
1. I have been told about the study and I know why it is being done and what to do. I know that I do not have to do it if I do not want to. If I have questions I can ask my teacher. I know that I can stop at any time.			
		Response Percent	Response Count
I understand and will begin the survey.		100.0%	36
I would rather not do it.		0.0%	0
	answered question		36
	skipped question		0




2. Where do you go to school?				
			Response Percent	Response Count
IS 5			0.0%	0
IS 10			0.0%	0
IS 61			0.0%	0
IS 72			0.0%	0
IS 73			0.0%	0
IS 77			0.0%	0
IS 89			0.0%	0
IS 91			0.0%	0
IS 93			0.0%	0
IS 125			0.0%	0
IS 126			0.0%	0
IS 141			0.0%	0
IS 144			0.0%	0
IS 145			0.0%	0
IS 157			0.0%	0
IS 185			0.0%	0
IS 189			0.0%	0
IS 204			0.0%	0
IS 217			0.0%	0
IS 230			0.0%	0
IS 237			0.0%	0
PS 12			0.0%	0
PS 14			0.0%	0
PS 19			0.0%	0



PS 30	0.0%	0
PS 54	0.0%	0
PS 76	0.0%	0
PS 92	0.0%	0
PS 111	0.0%	0
PS 127	0.0%	0
PS 151	0.0%	0
PS 153	0.0%	0
Al-Iman School	0.0%	0
Al-Manoor School	0.0%	0
Bais Yaakov Academy	0.0%	0
Bnos Malka Academy	0.0%	0
El-Ber Islamic School	0.0%	0
Flushing High School	0.0%	0
Forest Hills HS	0.0%	0
Grover Cleveland HS	0.0%	0
Jamaica HS	0.0%	0
John Bowne High School	0.0%	0
Hevach High School	0.0%	0
Long Island City High School	0.0%	0
Machon Academy	0.0%	0
Martin Luther HS	0.0%	0
The Muslim Center Elementary School	0.0%	0
Newcomers High School	0.0%	0
Newtown HS	0.0%	0
Our Lady of Mercy	0.0%	0






Our Lady of Sorrows		0.0%	0
Queens Academy HS		0.0%	0
Queens Lutheran School		0.0%	0
Queens Vocational HS		0.0%	0
Razi School		0.0%	0
Redeemer Lutheran		0.0%	0
Resurrection Ascension School		0.0%	0
St. Adalbert		0.0%	0
St. Francis of Assisi School		0.0%	0
St. John Lutheran School		0.0%	0
St. Kevin School		0.0%	0
St. Mel School		0.0%	0
St. Nicholas of Tolentine		100.0%	36
St. Raphael School		0.0%	0
Sacred Heart School		0.0%	0
Shaarei Zion Ohel Bracha		0.0%	0
Tiferes Torah Institute		0.0%	0
William Cullen Bryant High School		0.0%	0
Yesheiva Tifereth Moshe		0.0%	0
Yeshivat Our Haim		0.0%	0
Other		0.0%	0
other school (please specify)			0
	answered question		36
	skipped question		0






3. What grade are you in?			
		Response Percent	Response Count
6th		0.0%	0
7th		0.0%	0
8th		97.2%	35
9th		0.0%	0
10th		0.0%	0
11th		0.0%	0
12th		2.8%	1
		answered question	36
		skipped question	0




4. How often do you use your computer at home for homework?			
		Response Percent	Response Count
I don't have a computer at home		2.9%	1
I don't use my home computer for homework		0.0%	0
A few times a year		2.9%	1
About once a month		5.9%	2
About once a week		35.3%	12
Almost every night		52.9%	18
		answered question	34
		skipped question	2


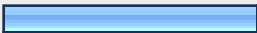



5. Compared to last year, this year my teachers are using computers...			
		Response Percent	Response Count
less		2.9%	1
about the same amount		8.8%	3
more		88.2%	30
answered question			34
skipped question			2





6. Compared to last year, this year students in my grade are using computers...			
		Response Percent	Response Count
less		0.0%	0
about the same amount		11.8%	4
more		88.2%	30
answered question			34
skipped question			2




7. During this school year, how much time per week did you spend using computers in your class(es)?			
		Response Percent	Response Count
Not at all		8.8%	3
Less than one period per week		17.6%	6
1 or 2 periods (or a double period) per week		64.7%	22
3 to 4 periods per week		5.9%	2
More than 4 periods per week		2.9%	1
answered question			34
skipped question			2



8. During this school year, I typed up reports and assignments.			
		Response Percent	Response Count
Never		3.2%	1
A few times a year		3.2%	1
About once a month		38.7%	12
About once a week		25.8%	8
Almost every day		29.0%	9
answered question			31
skipped question			5




9. During this school year, I made spreadsheets and graphs.			
		Response Percent	Response Count
Never		25.8%	8
A few times a year		45.2%	14
About once a month		29.0%	9
About once a week		0.0%	0
Almost every day		0.0%	0
answered question			31
skipped question			5






10. During this school year, I used blogs to communicate with other students and teachers			
		Response Percent	Response Count
Never		9.7%	3
A few times a year		38.7%	12
About once a month		16.1%	5
About once a week		32.3%	10
Almost every day		3.2%	1
		answered question	31
		skipped question	5


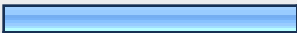


11. During this school year, I did research on the Internet for a report or assignment.			
		Response Percent	Response Count
Never		0.0%	0
A few times a year		19.4%	6
About once a month		54.8%	17
About once a week		12.9%	4
Almost every day		12.9%	4
		answered question	31
		skipped question	5






12. During this school year, I made a PowerPoint presentation.			
		Response Percent	Response Count
Never		6.5%	2
A few times a year		71.0%	22
About once a month		22.6%	7
About once a week		0.0%	0
Almost every day		0.0%	0
answered question			31
skipped question			5




13. During this school year, I used the computer to make a graphic novel.			
		Response Percent	Response Count
Never		93.5%	29
A few times a year		6.5%	2
About once a month		0.0%	0
About once a week		0.0%	0
Almost every day		0.0%	0
answered question			31
skipped question			5





14. During this school year, I took a test on the computer.			
		Response Percent	Response Count
Never		67.7%	21
A few times a year		29.0%	9
About once a month		0.0%	0
About once a week		0.0%	0
Almost every day		3.2%	1
		answered question	31
		skipped question	5




15. During this school year, I used a computer program to improve my study skills or learning skills.			
		Response Percent	Response Count
Never		9.7%	3
A few times a year		16.1%	5
About once a month		25.8%	8
About once a week		29.0%	9
Almost every day		19.4%	6
		answered question	31
		skipped question	5







16. During this school year, I made or listened to a podcast.			
		Response Percent	Response Count
Never		38.7%	12
A few times a year		45.2%	14
About once a month		12.9%	4
About once a week		3.2%	1
Almost every day		0.0%	0
answered question			31
skipped question			5

17. During this school year, I made or edited a webpage or worked in a web environment, like a wikispace.			
		Response Percent	Response Count
Never		80.6%	25
A few times a year		9.7%	3
About once a month		3.2%	1
About once a week		3.2%	1
Almost every day		3.2%	1
answered question			31
skipped question			5

18. This school year, I collected data using equipment that go with the computer, like probes or PDAs.			
		Response Percent	Response Count
Never		87.1%	27
A few times a year		9.7%	3
About once a month		3.2%	1
About once a week		0.0%	0
Almost every day		0.0%	0
		answered question	31
		skipped question	5

19. This school year, I made or edited a video or movie.			
		Response Percent	Response Count
Never		12.9%	4
A few times a year		67.7%	21
About once a month		12.9%	4
About once a week		6.5%	2
Almost every day		0.0%	0
		answered question	31
		skipped question	5

20. During the past school year, I created or contributed to a web-based map or timeline.			
		Response Percent	Response Count
Never		67.7%	21
A few times a year		19.4%	6
About once a month		12.9%	4
About once a week		0.0%	0
Almost every day		0.0%	0
	<i>answered question</i>		31
	<i>skipped question</i>		5

21. In which classes do you use technology. (Check all that apply)			
		Response Percent	Response Count
Math		54.8%	17
Sciences		80.6%	25
English Language Arts		25.8%	8
Social Studies		90.3%	28
Art		0.0%	0
Music		0.0%	0
Physical Education/Gym		0.0%	0
ESL or ELL		0.0%	0
Computer Class		93.5%	29
Multi-Media		6.5%	2
None of the Above		0.0%	0
Other (please specify)			21
		<i>answered question</i>	31
		<i>skipped question</i>	5

22. How well do you know how to use the following equipment, applications or web sites?					
	I never tried	I know the basics	I'm pretty good	I'm an expert	Response Count
Digital camera or video	0.0% (0)	23.5% (8)	55.9% (19)	20.6% (7)	34
Audacity or GarageBand	73.5% (25)	11.8% (4)	14.7% (5)	0.0% (0)	34
iMovie or Movie Maker	8.8% (3)	38.2% (13)	38.2% (13)	14.7% (5)	34
Wikispaces	82.4% (28)	11.8% (4)	5.9% (2)	0.0% (0)	34
NYLearns	88.2% (30)	11.8% (4)	0.0% (0)	0.0% (0)	34
Teacher/Class Blogs	8.8% (3)	20.6% (7)	55.9% (19)	14.7% (5)	34
Google Maps	11.8% (4)	23.5% (8)	32.4% (11)	32.4% (11)	34
Comic Life	76.5% (26)	11.8% (4)	2.9% (1)	8.8% (3)	34
	<i>answered question</i>				34
	<i>skipped question</i>				2

23. How much do you agree with these statements?						
	Strongly Disagree	Disagree	Agree	Strongly Agree	Rating Average	Response Count
I am able to learn more when I use computers in my school.	5.9% (2)	20.6% (7)	50.0% (17)	23.5% (8)	2.91	34
I work harder on my assignments when I am using a computer.	3.0% (1)	3.0% (1)	69.7% (23)	24.2% (8)	3.15	33
I would be a better student if I got to use technology more in school.	0.0% (0)	17.6% (6)	47.1% (16)	35.3% (12)	3.18	34
Teachers in this school know a lot about how to use computers to help students learn more.	2.9% (1)	17.6% (6)	61.8% (21)	17.6% (6)	2.94	34
There are enough computers in my school for students to use for their schoolwork.	23.5% (8)	44.1% (15)	32.4% (11)	0.0% (0)	2.09	34
I am using computers in my class (es) in ways that other students in this school are not.	8.8% (3)	50.0% (17)	38.2% (13)	2.9% (1)	2.35	34
I have shown other students how to do things with computers.	2.9% (1)	23.5% (8)	61.8% (21)	11.8% (4)	2.82	34
I have shown a teacher how to do things with computers.	23.5% (8)	55.9% (19)	14.7% (5)	5.9% (2)	2.03	34
I use computers more in my class (es) than other students in this school	20.6% (7)	52.9% (18)	23.5% (8)	2.9% (1)	2.09	34
	answered question					34
	skipped question					2